

# WONDERFUL WILDLIFE

## LEARNING OBJECTIVES

1. DEVELOP RESEARCH SKILLS
2. LEARN ABOUT WILDLIFE HABITATS
3. CREATIVE WRITING SKILLS
4. TO DESIGN AND CONSTRUCT A COSTUME/PROP

PROJECT 4 HOURS +  
INDIVIDUAL OR  
GROUP WORK  
DIFFICULTY:  
MEDIUM

## YOU WILL NEED:

### STAGE 1

- COMPUTER/  
LAPTOP OR BOOKS
- PEN/PAPER

### STAGE 2

- CARDBOARD
- SCISSORS
- MASKING TAPE
- PAINT & BRUSH

THE CROSS-CHANNEL  
GEOPARK IS HOME TO  
AN OUTSTANDING  
ARRAY OF WILDLIFE.  
WE THINK THIS IS  
WORTH  
CELEBRATING, AND  
SO HERE IS A FUN  
ACTIVITY TO HELP  
YOU DO JUST THAT  
AND IMPROVE YOUR  
KNOWLEDGE ON THE  
WAY.

[kentdowns.org.uk/geopark](http://kentdowns.org.uk/geopark)



## STAGE 1

PICK A GEOPARK  
WILDLIFE  
HABITAT

COASTAL

MARINE

CHALK GRASSLAND

WOODLAND

RIVER/STREAM

MARSH

WRITE A SHORT  
STORY ABOUT  
YOUR WILDLIFE  
HABITAT THAT  
FEATURES YOUR  
RESEARCH

THEN FOLLOW  
STAGE 2 TO MAKE A  
WONDERFUL  
WILDLIFE  
HEADRESS!

IT WILL BE A  
PERFECT PROP TO  
MAKE YOUR STORY  
COME ALIVE IN A  
DRAMA ACTIVITY


RESEARCH A  
PLANT, ANIMAL OR  
INSECT THAT  
THRIVES IN THIS  
HABITAT

TIP: START YOUR  
RESEARCH AT THE LIBRARY  
OR ONLINE



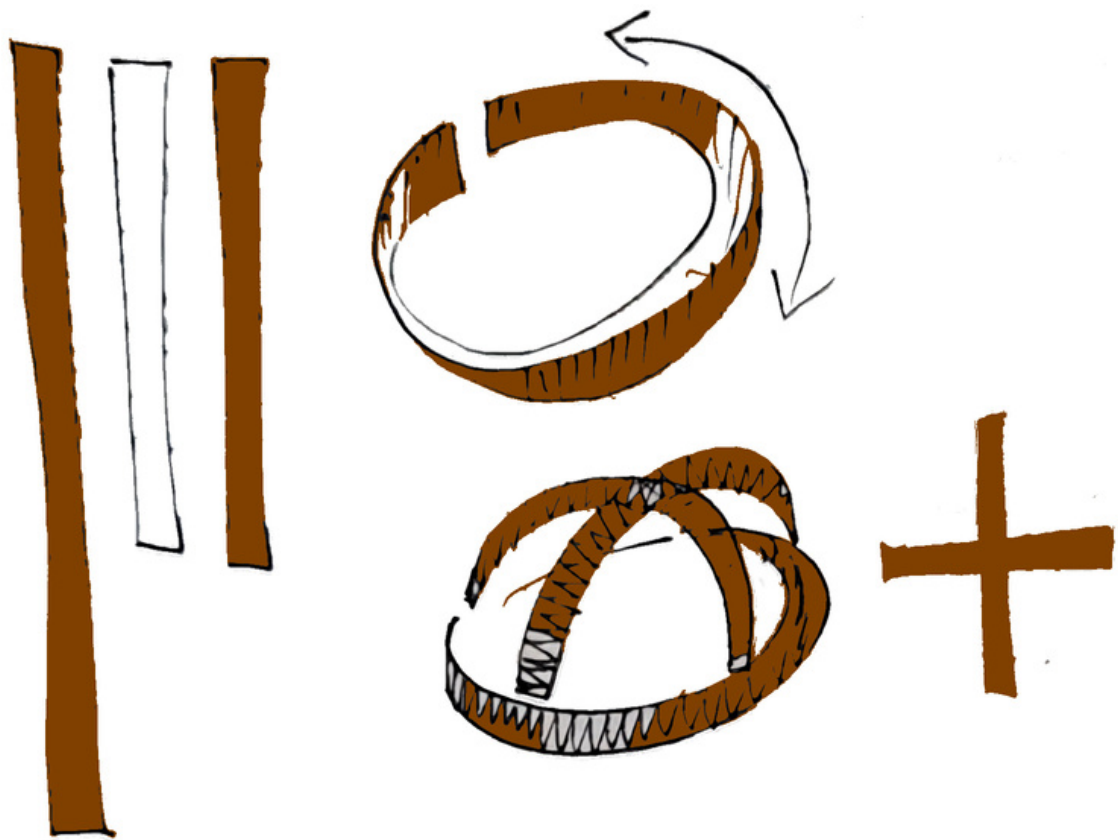
[kentdowns.org.uk/geopark](http://kentdowns.org.uk/geopark)



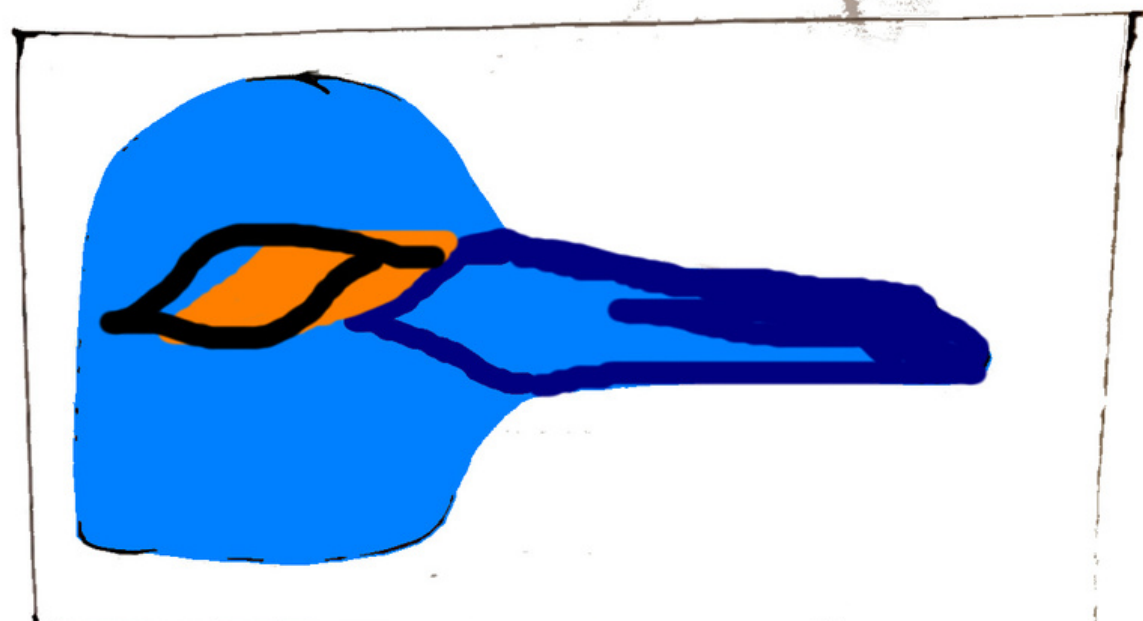



3

## STAGE 2




- CUT SOME OF YOUR CARDBOARD INTO THIN STRIPS
- USE A STRIP TO MEASURE AROUND YOUR HEAD AND MAKE A FITTED BAND USING TAPE
- USE AND ATTACH WITH TAPE MORE STRIPS TO CREATE A CROSS OVER THE TOP OF THE BAND
- THEN DRAW OUT ONTO CARDBOARD THE SIDE-PROFILE OF YOUR CHOSEN WILDLIFE, E.G. A BIRD HEAD (TIP THE BIGGER THE BETTER)
- CUT IT OUT USING SCISSORS
- FLIP IT OVER, AND DRAW AROUND IT ON ANOTHER PIECE OF CARDBOARD TO CREATE THE REVERSE SIDE




[kentdowns.org.uk/geopark](http://kentdowns.org.uk/geopark)







**STAGE 2  
CONTINUED**



**REMEMBER TO GET CREATIVE  
WITH YOUR IDEAS AND SHARE  
YOUR CREATIONS WITH US!  
@KENT\_DOWNS\_AONB**

- ATTACH YOUR WILDLIFE SHAPES TO YOUR HEAD BAND USING TAPE
- YOU MAY WANT TO CUT OUT EXTRA SHAPES OF CARDBOARD TO ATTACH TO YOUR BUILD E.G. THE TOP OF A NOSE OR BEAK OR EARS
- TRY ON YOUR HEADADDRESS AND WHEN ALL TAPED AND SECURE, PAINT IT WITH LOTS OF COLOUR TO CREATE YOUR WONDERFUL WILDLIFE CREATION
- ONCE THIS IS DRY, IT WILL BE READY TO WEAR!
- IF YOU HAVE MADE ONE, WHY NOT TRY ANOTHER? BEFORE LONG YOU WILL HAVE A WHOLE PARADE!

[kentdowns.org.uk/geopark](http://kentdowns.org.uk/geopark)

